

2018 in review



SCB

2018 in review

**Statistics Sweden
2019**

2018 in review

Statistics Sweden 2019

Producer Statistics Sweden, Administrative department
SE-701 89 Örebro, Sweden
+46 10-479 40 00

Enquiries Fredrik Rahm + 46 10 479 65 97
fredrik.rahm@scb.se

It is permitted to copy and reproduce the contents in this publication.
When quoting, please state the source as follows:
Source: Statistics Sweden, *2018 in review*.

Cover: Ateljén, SCB

Photo: Unsplash

This publication is only available in electronic form on www.scb.se

Contents

Words from the Director General 4

Preface..... 5

Summary of results..... 7

Financial report..... 13

Words from the Director General

Statistics Sweden provides society with official statistics about Sweden. Producing statistics according to plan lies at the heart of our mission.

In 2018, Statistics Sweden published 359 statistical news items across more than a dozen subject areas. Statistics Sweden's Statistical Database contains more than 4 000 tables and more than 1.2 million retrievals were made from the database in 2018. At the same time, safeguarding citizens' confidence in official statistics requires continuous efforts. External conditions can shift rapidly and statistics must be able to capture changes in society. As part of Statistics Sweden's ongoing policy efforts, the agency launched an in-depth analysis of citizens' and users' needs during the year, based on the question "whom does Statistics Sweden serve?" This analysis will also engage the whole agency in 2019.

As part of its development activities, Statistics Sweden has developed new statistics in several areas during the year, including environment statistics and statistics based on individuals. Statistics Sweden has also improved access to statistics for inexperienced users by launching "Snabba fakta" ("fast facts"), a new type of easy-to-understand fact pages in Swedish on the Statistics Sweden website. An analysis of website traffic shows that in a short space of time, these pages have attracted visitors as intended. In its ambition to explore new avenues for cost-effectiveness and good quality, Statistics Sweden has also hired an external supplier for part of the Labour Force Surveys collection. However, an initial good outcome of this cooperation has not followed through in full, and further progress is being carefully monitored.

Statistics Sweden plays an important role in coordinating the system for the official statistics in Sweden, as well as counselling and supporting other agencies responsible for statistics. We know that users sometimes perceive the official statistical system as being fragmented. Statistics Sweden has therefore undertaken to develop, in

collaboration with the other agencies responsible for statistics, a common objective for Sweden's official statistics. The General Data Protection Regulation (GDPR) is among the external events that influenced Statistics Sweden in 2018. Preparations ahead of its implementation were extensive and occurred in parallel with the relocation according to plan. Given the changes that the relocation entailed, it is gratifying to see that sickness absence did not increase, but rather remained at five percent. In addition, according to this year's employee survey, the level of satisfaction among personnel remained constant. Furthermore, results of the SOM survey showed that the level of confidence in Statistics Sweden among the general public remained high for the third year in a row. All of this confirms the view that Statistics Sweden handled the relocation and GDPR preparations well, while continuing to manage ongoing operations.

A look at the economy shows that in 2018, Statistics Sweden continued to have extra expenses for the relocation and the change in data collection operations, while other expenses decreased overall. This is explained by the fact that the relocation called for lowered development ambitions to ensure ongoing operations.

During 2018, Statistics Sweden employees clearly showed that the agency can carry through and deal with requirements generated by external events, look to the future, achieve new results, and deliver statistics in a timely fashion.

Örebro, February 2019



Joakim Stymne
Director General

Preface

Statistics Sweden's mission

Under the directives, Statistics Sweden is responsible for developing, producing and disseminating official statistics and other government statistics. It is also responsible for coordinating the system for official statistics.

Statistics Sweden is also tasked with

1. being the national statistical institute, as defined by Regulation (EC) No 223/2009 of the European Parliament and of the Council of 11 March 2009 as amended by Regulation 2015/759 of the European Parliament and of the Council of 29 April 2015;
2. carrying out tasks with regard to annual reports for which Sweden is responsible under Article 11(4) of Regulation (EC) No 223/2009 of the European Parliament and of the Council;
3. producing long-term forecasts in the areas of labour market, population and education;
4. acting as the national coordinator for the International Monetary Fund's data standard in Sweden;
5. promoting cooperation between the agencies responsible for statistics;
6. giving advice and support to agencies responsible for statistics on matters of principle regarding the quality of official statistics, and regarding issues of facilitating data provision;
7. no later than 31 March every year, submitting a report to the Government on the system for the official statistics, including an analysis of evaluations of quality that the agencies responsible for statistics are to carry out under Section 13a of the Official Statistics Ordinance (2001:100);

8. maintaining a register of the statistical agencies' statistical products; and

9. compiling an annual publishing plan for official statistics.

Statistics Sweden may also conduct export of services that are directly linked to the agency's tasks and, to the extent that resources are available, may undertake commissions within the framework of its statistical activities for government agencies and other clients.

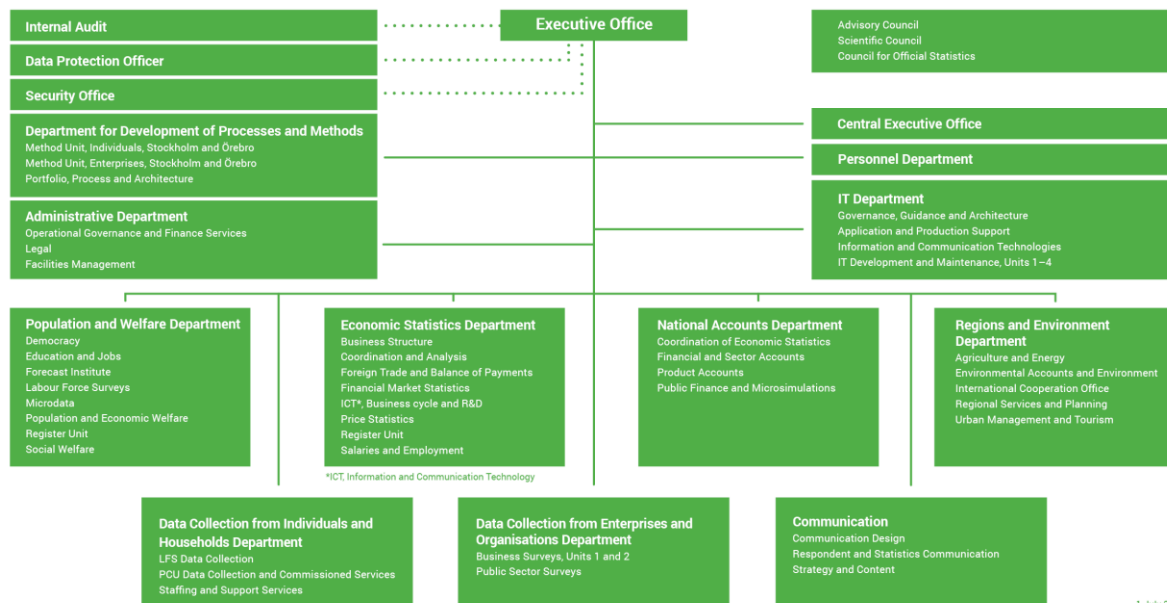
Organisation

At the end of 2018, the agency had 12 departments, each with a well-defined area of responsibility. During the year, a decision was taken to form a unified department based on the previous two data collection departments. This decision applies from 1 January 2019. The agency's rules of procedure regulate the division of responsibility and tasks. During 2018, operations were organised into two collection departments, four subject area departments, a communication department, a department for processes and development and an IT department. There was also a personnel department, an administrative department, and the Director General's Office, which supports the agency's management.

Portfolio management

The year 2018 was the first year in which Statistics Sweden's portfolio included all maintenance management, organised into nine maintenance objects. This means that Statistics Sweden's portfolio now includes both maintenance management and development. Maintenance management refers to contributions to maintenance and further development.

Statistics Sweden's organisation



1 July 2018

The organisation chart shows the organisation on 31 December 2018.

Summary of results

Operations financed by appropriations

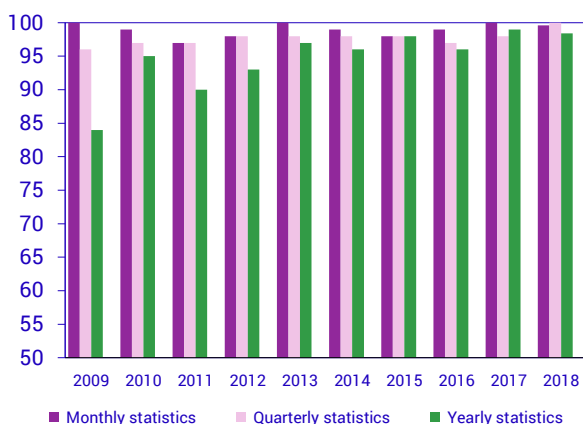
"Statistics Sweden is responsible for developing, producing and disseminating official statistics and other government statistics..."

Ordinance with directives for Statistics Sweden (2016:822)

The objective of appropriation-funded operations is to produce official statistics of good quality. Appropriation-funded statistics have been produced in accordance with the work plan.

Punctuality in publishing remained high and amounted to 99 percent. One correction of published statistics that was found to be serious was made during the year, and the number of internal error reports was slightly lower than in 2017.

Punctuality, percentage of publication according to the publishing plan



Efforts to raise respondent levels in surveys to individuals and households continues to be a priority area. During the year, the percentage of the sample for the Labour Force Surveys (LFS) carried out by an external supplier was increased to 50 percent. However, earlier positive outcome with a high respondent frequency provided by the external data supplier did not continue and therefore, progress is being carefully monitored. Measures taken regarding the LFS data collected by Statistics Sweden is believed to have stabilised the agency's part of data collection. The second main track concerning non-response in the LFS is to offer

online questionnaires as a supplement to a telephone interview. During the year, preparations continued for the introduction of an online LFS questionnaire.

An external ISO 20252 audit was carried out in 2018. The follow-up audit at the end of the year resulted in continued certification for Statistics Sweden. During the year, Statistics Sweden was also certified to the 14001 Environmental management systems standard.

Under the Government's appropriation directions, statistical information is to be made more accessible and usable. Understanding and interpretation of statistical results and their connections is to be facilitated. At the end of the year, a new content type, "Snabba fakta" ("fast facts") was launched on the Statistics Sweden website. The 33 fact-filled pages provide a quick overview of defined statistical areas. During the year, 82 articles were published on the Statistics Sweden website and roughly 50 of these also appeared in Statistics Sweden's publications, such as "Välfärd". Statistics Sweden aims to make more statistics freely available as open data and in 2018, a review was carried out on statistics currently offered within the fee-financed operations, which led to a number of activities focused on increasing the range of official statistics.

Respondent costs decreased by 1 percent in 2018 compared with the previous year.

During 2018, Statistics Sweden published 359 statistical news items. Among these, 291 news items concerned statistics that Statistics Sweden is responsible for and 68 news items were published on behalf of other government agencies responsible for statistics. There were 12 fewer statistical news items compared with 2017. This decrease involved statistical news that Statistics Sweden is responsible for.

At the end of 2018, there were just over 4 000 tables in the Statistical Database, up by roughly four percent compared with 2017. Seven out of eight tables refer to statistics for which Statistics Sweden has statistical responsibility. Fifty-seven percent of the tables are available in English, up by four percentage points compared with 2017.

In 2018, 1.2 million retrievals were made, down by just over one percent. Statistics for which Statistics Sweden has statistical responsibility also dominated here and accounted for four out of five retrievals.

The agency's Statistics Service answered 13 600 queries about statistics by telephone and 5 300 queries by e-mail, which is at the same level as last year.

Statistics Sweden's website continues to be its most important channel for making statistics

available. In 2018, Statistics Sweden's new visual identity was implemented on the agency's website, which involved a completely new appearance and a more accessible website in some respects. At the same time, a new page type was introduced: "Snabba fakta" ("fast facts") provides the most popular statistics to a broad user group in an easily accessible manner. However, the major content and technical changes make it difficult to compare visitor statistics historically.

Costs in 2016–2018, number of statistical news, number of retrievals from the statistical database, number of tables in the statistical database in 2018, by subject area

Subject area	Costs, SEK millions 2016 ¹	Costs, SEK millions 2017 ¹	Costs, SEK millions 2018 ¹	Statistical - news 2018	Number of retrievals 2018	Number of tables 2018
Labour market	158.0	163.0	150.8	41	145 479	591
Population	18.4	17.4	17.4	7	318 875	240
Housing, construction and building	20.4	18.4	17.6	25	93 111	267
Democracy	8.8	8.7	12.6	7	52 242	347
Trade in goods and services	26.1	25.6	27.8	53	49 566	73
Household finances	33.7	21.5	28.2	8	47 392	133
Living conditions	35.4	37.2	36.8	12	26 011	402
Environment	18.0	13.2	15.2	19	19 819	196
National accounts	59.2	59.3	61.9	14	33 330	174
Business operations	70.0	71.8	75.4	41	49 521	316
Public finances	10.6	10.4	10.5	5	32 409	87
Prices and consumption	47.5	44.7	47.0	40	99 779	124
Education and research	37.3	33.1	33.7	19	29 264	487
Other	63.3	48.3	51.6		13 977	75
Total	606.7	572.8	586.5	291	1 010 775	3 512
- in addition to commissioned services of other government agencies responsible for statistics				68	235 167	560

1) Joint costs that can be attributed to appropriations activities are included in the appropriations outcome, by subject area.

Operations financed by fees

"The aim of fee-financed operations is to increase opportunities to use statistical material and statistical expertise that is available at Statistics Sweden by carrying out assignments based on the needs of different users."

Appropriation directions for the 2018 financial year

Statistics Sweden's fee-financed operations (commissioned operations) make up nearly 50 percent of the agency's total turnover. From an organisational point of view, these are integrated into the agency's appropriations-financed operations. This is based on effective statistics production, that is, it should also be possible to use data for official statistics for other statistical purposes. Administration and production of commissioned operations and appropriations-financed operations are managed in a similar way in many respects, and the proportion of commissioned operations varies greatly between the agency's units.

Commissioned operations

Commissioned operations cover a large number of different services and products, everything from simple tables and standardised products to customised solutions that include complete statistical surveys. In addition to this, Statistics Sweden also does extensive work revising and updating various statistical registers.

Income¹ by category of commission, SEK millions

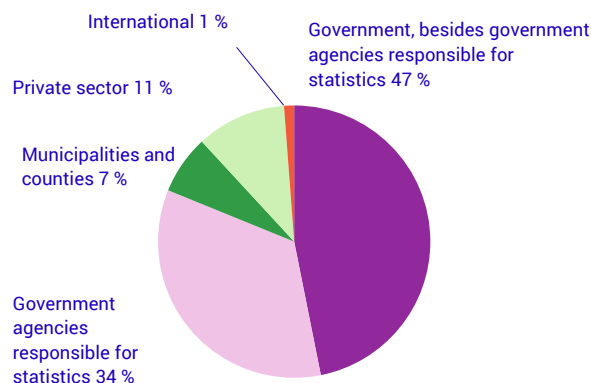
Category of commission	2016	2017	2018
Data collection/total statistical survey	232.6	232.5	220.3
Consultation etc.	69.5	62.7	64.9
Statistical processing of existing registers	102.9	110.8	123.0
Nominal data retrievals	20.2	18.0	25.9
Service exports	71.0	70.4	61.5
Other	16.4	16.0	13.6
Publications	1.9	1.0	0.3
Total	514.5	511.4	509.5

1) Including joint costs that can be attributed to commissioned activities.

In order to be able compare the various categories of commissioned operations, their percentage share in relation to total income from commissioned operations is calculated. Compared with the previous year, there was an increase in the export of services category, while other categories did not show any major changes.

In 2018, 5 800 new commissions were registered, which is an increase compared with 2017 (5 400). Most of the commissions were of a minor nature and 11 percent consisted of larger commissions of more than SEK 50 000.

Income¹ by customer category, percent



1) Including joint costs that can be attributed to commissioned activities.

Government agencies accounted for slightly more than 80 percent of the income from commissioned operations and, as in previous years, constituted the largest customer category. Commissions on behalf of other agencies responsible for statistics made up about 38 percent of the total volume in 2018. This includes, in addition to official statistics, analysis and development assignments.

Service exports

Statistics Sweden has a mandate in the instruction from the Government to provide services within capacity building to national statistical institutes and systems outside the European Union. These services are carried out mainly as part of long-term institutional cooperation projects with national statistics offices in Africa, Latin America, South East Asia, the Western Balkans and Eastern Europe. The Swedish International Development Cooperation Agency (Sida) is the main donor.

The balance sheet total for 2018 was SEK 61.5 million. Cooperation during the year included 7 long term projects involving resident long-term consultants and 225 short-term assignments of varying length. In addition, 8 study visits from the cooperation projects were received by different departments at Statistics Sweden.

Statistics Sweden also operates an international training programme in gender statistics, in which several countries take part.

Users and customers

"Statistics Sweden is to report on the level of public confidence in Statistics Sweden" as well as "customer satisfaction as regards its fee-financed operations."

Appropriation directions for the 2018 financial year

During 2018, Statistics Sweden has studied how its customers and users view the agency and its products in different ways.

In 2016, Statistics Sweden changed its supplier for the survey on public confidence. The new supplier uses a reputable method and also provides good comparability with other government agencies.

Public confidence in Statistics Sweden, percent

	2017	2018
Very high or fairly high level of confidence	43	44
Women	40	42
Men	47	47
Neither high nor low level of confidence	28	29
Women	28	30
Men	27	27
Fairly low or very low level of confidence	6	5
Women	6	5
Men	6	6
No idea	23	22
Women	26	23
Men	20	20
Is familiar with Statistics Sweden	39	40
Women	33	34
Men	45	46

The results of the survey show that the customer satisfaction balance, which expresses the relationship between a high level and a low level of confidence among those who responded, is +51. Confidence in Statistics Sweden can thereby be seen as high, also compared with other government agencies and social institutions.

Confidence in Statistics Sweden is greater among

men than among women. Based on housing area, confidence is highest among those who live in large cities. In addition, confidence in Statistics Sweden is higher among those who have greater confidence in other people. Confidence in the agency is lower, although still with a positive confidence value, among people with a low level of education, those who live in a small locality and have low confidence in other people. Awareness of Statistics Sweden's operations rises with educational level and income, and is greater in occupations such as non-manual workers and self-employed persons. There is less awareness of Statistics Sweden's operations among women than among men, and among the youngest and the oldest age groups.

All customers who place orders with Statistics Sweden for at least SEK 10 000 are requested to complete a delivery poll to measure customer satisfaction of the individual order. The delivery poll shows that customers are satisfied, on the whole, with Statistics Sweden's deliveries. In 2018, the average score for assignments carried out by Statistics Sweden amounted to 6.4 on a seven-point scale, where 7 means very satisfied and 1 means not satisfied. This is a minor improvement compared with the two most recent years.

Customer satisfaction (according to the supplier questionnaire)

Factor	2016	2017	2018 ¹
Speed	5.8	6.0	6.1
Service	6.4	6.5	6.5
Punctuality	6.1	6.3	6.3
Contents	6.3	6.3	6.4
Easy to comprehend	6.2	6.2	6.3
Usefulness	6.3	6.4	6.4
Value for money	5.4	5.6	5.7
Total	6.2	6.3	6.4
Number of responses	586	519	169
Number of responses with a total rating of 7	272	256	95
Number of responses with a total rating of 3 or lower	25	13	3

¹ The answers for 2018 refer to the first six months.

Coordination of the official statistics

Statistics Sweden is to:

- "5. promote cooperation between the agencies responsible for statistics,
6. give advice and support to agencies responsible for statistics on matters of principle regarding the quality of official statistics, and regarding issues of facilitating data provision;
7. no later than 31 March every year, submit a report to the Government on the system for official statistics, with an analysis of evaluations of quality that the agencies responsible for statistics are to carry out under Section 13a of the Official Statistics Ordinance (2001:100).
8. maintain a register of the statistical agencies' statistical products, and
9. compile an annual publishing plan for official statistics"

Ordinance with directives for Statistics Sweden (2016:822)

Statistics Sweden's new directives came into force on 1 September 2016. The new ordinance means that Statistics Sweden has a clearer coordinating role and greater responsibility to follow-up quality throughout the system for official statistics. A Council for Official Statistics supports Statistics Sweden's coordinating role. Twelve government agencies responsible for statistics, as well as Statistics Sweden, are represented. Statistics Sweden's Director General is also chair of the Council. The new ordinance led to an expansion of the Council for Official Statistics. The Council's role was defined to more clearly assist Statistics Sweden in its coordinating task.

Seminars are an important part of coordination work for competence development and exchange of experiences among the government agencies responsible for statistics. The annual conference on official statistics was held during the year. About 200 delegates attended the conference.

International statistical cooperation

Statistics Sweden represents Sweden in the European statistical system (ESS), in which the EU's statistical agency Eurostat has a coordinating role. Statistics Sweden also participates in co-operation with the OECD, a number of UN organisations, other Nordic statistical agencies, and is involved in bilateral efforts with other countries' statistical agencies.

Statistics Sweden takes part in 114 statistical working groups linked to Eurostat. In addition, Statistics Sweden is active in about 20 OECD working groups and about 30 UN working groups in the area of statistics. The agency is also represented in 50 statistical networks for Nordic statistical cooperation.

In the EU, Sweden is actively working to promote comparable statistics of good quality and to limit costs for producers and respondents. At the same time, Sweden is working to safeguard confidentiality in line with existing Swedish legislation.

International statistical cooperation – EU

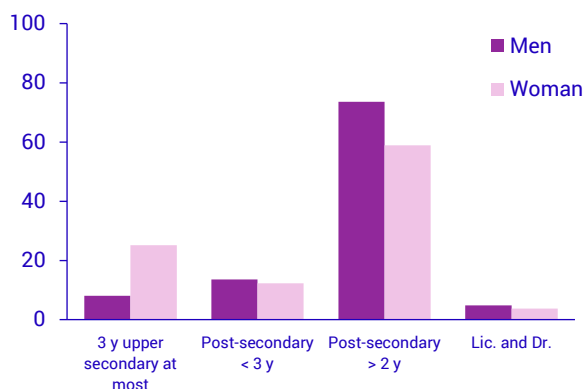
	2016	2017	2018
Number of EU legal acts in the field of statistics	17	12	13
Number of EU working groups with participants from Statistics Sweden	120	111	114

Staff

During 2018, there were 1 289 employees working at Statistics Sweden. Among these employees, 454 were based in Stockholm, 709 in Örebro, 75 were field interviewers stationed throughout the country and 51 were paid by the hour. 101 new employees were recruited during the year and 134 colleagues left Statistics Sweden's employment. The average age of the Statistics Sweden employee is now 45 years.

Sick leave in relation to available time (for work) in 2018 was 5.0 percent.

Educational level of personnel 2018, percent



Finances

Appropriations and capital change for the year

In 2018, Statistics Sweden received SEK 579.7 million in allocated appropriations. At the end of 2018, Statistics Sweden's closing savings in appropriations was SEK 12.8 million. The change in capital for the year was SEK 6.1 million. The change in capital for the year corresponds to the results of commissioned activities.

Income from operations

Statistics Sweden's income totaled SEK 1 095.9 million in 2018, 52.3 percent of which consists of income from appropriations, 46.1 percent consists of income from fees and other remuneration, and 1.6 percent consists of income from grants and financial income.

Income from appropriations increased by SEK 7.3 million, due to increased consumption, primarily as a result of intermittent surveys, such as Households' housing costs and the election participation survey. Income from fees and other remuneration was on par with 2017, while income from grants increased by SEK 4.9 million (41.7 percent). Fee income and grant income vary from year to year depending on commissions of a temporary nature. Financial income was approximately at a level with 2017.

Expenditures from operations

Total costs amounted to SEK 1 089.9 million, which was a decrease of SEK 12.6 million (1.1 percent) compared with 2017. The relocation resulted in additional costs for overlapping staffing for a handover of tasks and skills transfer.

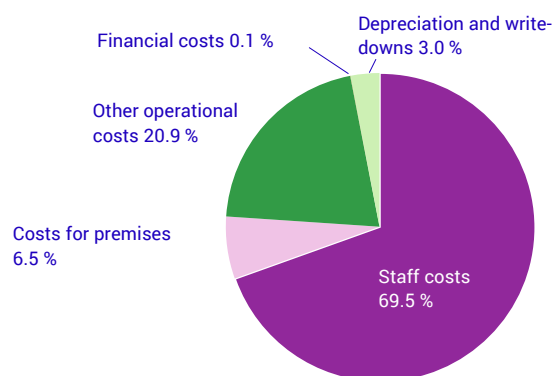
External recruitment has been limited and internal mobility has increased to address the additional costs within the economic framework. There has been a general cutback of resources in various activities. Overall, this has involved reduced staffing compared with 2017.

Expenditures from operations are presented below in the figure. Total costs for staff account for 69.5 percent of Statistics Sweden's total costs. Costs for staff decreased by SEK 15.9 million (2.1 percent) compared with 2017, in which wage costs and payroll taxes decreased by SEK 20.9 million. The lower costs compared with the previous year are mainly due to fewer employees. Costs of premises decreased by SEK 2.0 million compared with 2017. Other operating expenses increased by SEK 1.7 million.

Financial expenses were slightly higher compared with the previous year. Depreciation increased according to plan by SEK 3.2 million compared with 2016, mainly due to increased depreciation on proprietary IT systems.

Capitalisation of staff costs and other operating costs for proprietary fixed assets amounted to SEK 7.9 million and SEK 7.0 million respectively in 2018, which is a decrease of SEK 4.0 million compared with 2017. This decrease involves a cost increase compared with the previous year's capitalisation. The capitalised costs are written off during the coming years.

Types of costs in 2018, percent



During the five-year period 2014–2018, total productivity increased on average by 2.8 percent per year. The corresponding average for the ten-year period 2009–2018 is 2.1 percent per year. In 2018, total productivity increased by 2.2 percent.

Financial report

Profit and loss statement (SEK thousands)

	2018	2017
Income from operations		
Income from appropriations	572 871	565 538
Income from fees and other remuneration	505 644	506 089
Income from grants	16 783	11 841
Financial income	642	723
Total income from operations	1 095 940	1 084 190
Expenditures from operations		
Expenditures for personnel	757 748	773 679
Expenditures for premises	71 249	73 248
Other operational costs	227 523	225 833
Financial expenditures	634	194
Depreciation and write-downs	32 698	29 543
Total expenditures from operations	1 089 852	1 102 497
Outcome of operations	6 088	-18 307
Capital change for the year	6 088	-18 307

Balance sheet (SEK thousands)

	2018-12-31	2017-12-31
ASSETS		
Intangible assets		
Balanced expenditure for development	82 192	89 751
Rights and other intangible fixed assets	4 984	4 188
Sum of intangible assets	87 176	93 939
Tangible fixed assets		
Improvements on another party's property – reconstruction	111	185
Machinery, equipment, installations, etc.	24 128	28 839
Sum of tangible fixed assets	24 239	29 024
Inventories, etc.		
Inventory and supplies	82	94
Sum of inventories, etc.	82	94
Short-term receivables		
Current receivables	32 952	33 064
Receivables from other government agencies	61 673	46 307
Other current receivables	925	2 070
Sum of short-term receivables	95 551	81 441
Accruals and deferrals		
Deferred costs	47 645	54 538
Accrued income from grants	6 929	6 594
Other accrued income	26 605	28 308
Sum of accruals and deferrals	81 179	89 441
Settlement with state budget		
Settlement with state budget	-5 032	1 127
Sum of settlement with state budget	-5 032	1 127
Cash and bank balances		
Balance of interest account with National Debt Office	57 435	40 909
Cash and bank balances	0	6
Sum of cash and bank balances	57 435	40 914
TOTAL ASSETS	340 629	335 980
EQUITY AND LIABILITIES		
Government agency capital		
Capital change brought forward	18 076	36 383
Capital change according to profit and loss statement	6 088	-18 307
Sum of government agency capital	24 164	18 076
Provisions		
Provisions for pensions and similar obligations	1 899	1 049
Other provisions	4 008	3 149
Sum of provisions	5 906	4 197
Liabilities, etc.		
Loans with the Swedish National Debt Office	110 196	121 590
Sum of current liabilities to other government agencies	24 311	24 982
Accounts payable – suppliers	29 579	29 119
Other current liabilities	13 199	13 178
Sum of liabilities, etc.	177 285	188 870
Accruals and deferrals		
Accrued costs	62 619	63 909
Unutilised grants	14 206	3 717
Other accrued income	56 449	57 211
Sum of accruals and deferrals	133 274	124 837
TOTAL CAPITAL AND LIABILITIES	340 629	335 980
Contingent liabilities	None	None

Image of Sweden

In Sweden, there are 4 800 kilometres of coastline, when the sea islands are included. Fourteen percent of the population lives within one kilometre of the sea.

51%

of the population lives within ten kilometres of the coast.